



IN FOCUS

Newsletter of the Northside Creative Photography Club

AUGUST 2018

PRESIDENT'S LETTER

January 1964 marked a major turning point in my life. The U.S. Surgeon-General announced there was conclusive proof that smoking caused lung cancer. It was two months before my 22nd birthday.

The morning after that report, I came into the kitchen where Mum was getting breakfast underway. She turned towards me and I saw that she had tears in her eyes. Giving me a big hug, she told me that she didn't want to lose her 'boys'. Dad had already agreed, and she so very much wanted me to stop smoking as well. "Well...gee...Mum...yes...of course I will."

As it happened, I had just read an article in Readers' Digest offering a foolproof way to give up smoking. The author's idea was to announce to everyone that you were giving it up. That way, he reasoned, you would be so exposed that the embarrassment of failure would hold your resolve in the face of temptation.

It made sense to me, so I did what he said. Predictably, my 'friends' took up the challenge and tried to break me. But, in a funny way, a battle of wills between me and my friends was much easier than a battle with myself. This was at a time when smoking was still glamorous in the eyes of many. It was pervasive. I recall wintry nights on the ferry home. The upper deck, with windows and doors shut tight against the chill, would be a haze of smoke from cigarettes, pipes and cigars. I took to sitting outside, rugged up in my overcoat and scarf against the spray and wind. I would peer through the fogged-up windows of the main cabin and see my mates having a wonderful time, chatting up girls and waving for me to come back and join them. But I never did. The thought of having to eat so much crow, kept me to my announced path.

Perhaps you're wondering why I bring this up now. There's no particular reason I suppose. I was sitting here thinking of what to write in this month's letter and this recollection came to mind.

By the way, did I mention that I plan to become a World class photographer?

John Pettett



"PRIDE & JOY"

from Outing to Windsor July 2018

John Pettett

UPCOMING EVENTS

Wed 1 August

Competition: "Temptation"

3-28 August

Exhibition at Willoughby Council
Foyer Gallery
31 Victor St
Chatswood

Wed 8 August

Committee Meeting

Thu 9 August

Official opening of our exhibition
6-7pm
Willoughby Council Foyer Gallery
31 Victor St Chatswood

Wed 15 August

Presentation: Susan Buchanan -
"The Joy of Luminosity Masking"
Scone Audiovisual
July Outing Competition

Sun 19 August

Outing: The Old St Thomas Chapel,
Narellan

Thur 30 Aug

3 way interclub at Mosman Camera Club
7.30pm
Mosman Club 1st Floor Auditorium 719
Military Rd, Mosman
NCP members welcome to attend

Wed 5 Sept

Image Review Night:
"High Key and Low Key"
Submit up to 2 images for discussion



CONTACTS

POST:
PO Box 192 Gordon
NSW 2072 Australia
WEB:
www.ncp.org.au

EMAIL:
For general enquiries:
ncp@ncp.org.au

To contact individual members of the committee use the "Contact Details" page on our website.

THE CLUB MEETS AT:
Lindfield Uniting Church Hall,
Pacific Highway, Lindfield
(Corner Provincial Road)
On the 1st and 3rd Wednesday
of each month
at 7.30 for an 8pm start.

PRESIDENT:
John Pettett
(m) 0438 500 862
(h) 02 9410 1007

VICE PRESIDENT:
Jan Glover: 02 9498 3916

SECRETARY:
Donald Gould

TREASURER:
Doug Sinden

COMMITTEE:
Judith Bennett
Susan Buchanan
Shane Clarkson
Hemant Kogekar

WEBMASTER:
Hemant Kogekar

A WINNING SMILE! PHOTO RALLY 2018

Congratulations to Judith Bennett who won the Photo Rally with this wonderful image of a gorilla. The winner was decided by popular vote.



INTERCLUB

Thursday 30 August

This year's challenge between Northside, Lane Cove and Mosman clubs will be hosted by Mosman. The theme "Temptation" is the subject for our August competition. Each club will select 10 prints for display on the night, and a member from each club will review the images from another club.

It's a great opportunity to see what other clubs are producing and to meet some of their members.

All NCP members are welcome to attend.
7.30pm at the Mosman Club, 1st Floor Auditorium, 719 Military Rd, Mosman

COME TO THE OPENING

The framing and matting of prints is complete, and our exhibition "You Are Here" will be on show at the Willoughby Council Foyer Gallery, 31 Victor St Chatswood from 3- 28 August. Details are on p3 of this newsletter.

Councillor Judith Rutherford, AM will officially open the exhibition on Thursday 9 August from 6pm. All members are invited to attend.

WOLLONGONG WEEKEND AWAY

19-21 OCTOBER

Details are on the outings page of our website.

Please book soon!



NEWSLETTER SUBMISSIONS

We invite you to contribute to In Focus. If you have images you would like to see appear or a story with or without accompanying images, we would like to hear from you. As a guide, photographs should be saved as high quality .jpg, 1920pixels wide.

To ensure our newsletter goes out on time, please have any submissions emailed to the editor at ncp@ncp.org.au

MATERIAL DEADLINE: Fri 31 August or prior

YOU ARE HERE

This exhibition by members of Northside Creative Photography invites the viewer to share a journey with the photographers. Where will the journey lead? It could be a place, it could be a feeling, it could be a statement about life and the photographer's place in it. "There are always two people in every picture: the photographer and the viewer." Ansel Adams

Foyer Exhibition Space
31 Victor St Chatswood

Fri 3 August to Tue 28 August 2018
Monday to Friday 9am - 5pm

Opening event
Thursday 9 August 6pm - 7pm

Official Opening by Councillor Judith Rutherford, AM



Beach Ghosts by Alison Seccombe

Willoughby City Council is gratefully acknowledged for the use of the Foyer Exhibition Space

www.ncp.org.au
ncp@ncp.org.au



The Indecisive Moment

A contemporary photography exhibition by eleven Sydney-based artists

1–12 August 2018

Opening: Sunday 2pm
5 August 2018

11am – 5pm Monday to Friday
11am – 4pm Saturday & Sunday

Art Space on The Concourse
409 Victoria Ave Chatswood

Willoughby Council is gratefully acknowledged for the provision of Art Space on The Concourse

Janet Tavener
Carolyn Pettigrew
Adrienne Watson
Susan Buchanan
Carmel Wellburn
Di Shore
Prue Platt-Hepworth
Rosemary Atkinson
Rosemary Yuille
June Lahm
Kirry Toose



MUOGAMARRA NATURE RESERVE

Open weekends from Saturday 11 August to Sunday 16 September 2018
Head north towards Newcastle on the F3 Freeway and take the Berowra exit
Turn right onto the Pacific Highway and follow it past Cowan
The park entrance is on your left, approximately 3km north of Cowan.

Sunrise guided walk – Sunday 29 July 2018 5.45am – 9.45am

<https://www.nationalparks.nsw.gov.au/things-to-do/guided-tours/sunrise-walk-at-muogamarra>

Guided walks available or explore the reserve on your own.

<https://www.nationalparks.nsw.gov.au/things-to-do/guided-tours/muogamarra-high-lights-walk>

Blue Mountains Photography Group Workshop Saturday 18 August 2018

With keynote speakers Jackie Ranken & Mike Langford of Queenstown Centre for Creative Photography

The flyer and the full program can be found on the BMPG website at:
<http://www.bmpg.org.au/workshop2018/>



The Old St Thomas Chapel Sunday 19th August 2018 A great outing in store for us

This will be a very special outing. The principal venue is a restored heritage listed chapel in Narellan. It is now owned, and operated, by professional photographer Kylie Lyons.

The chapel is used for weddings, christenings and so on; Kylie's studio is nearby.

On Sunday 19th August, we'll have the run of the place. Kylie will give us a presentation on posing and using both natural light and speedlights. There will be a lot to do and shoot.

All the details are on the Outings page on the website. Add your name to the sign on sheet at club meetings or email ncp@ncp.org.au

Curling up with a good book

At our presentation night, on July 18, you saw a little from one of the e-books from Craft & Vision. It featured a thoughtful photo essay made by David duChemin during a lonely and rainy few days in Venice. We didn't spend time on the text that evening but I recommend looking into some of these books for a more in-depth study. duChemin particularly likes to discuss mood and philosophy. But, regardless of author, you will find that just about all of the many e-books written for photographers are very well produced with excellent photography and plenty of useful advice.

Best of all, quite a few are free and even those you pay for will be around the \$20 mark or less. Here are some links to a few I know about (click or Ctrl + click). I've read most of them a few times. They are handy for reading on an iPad or even on a larger smart phone which many of us have these days.

These are just the tip of the iceberg. You can Google something like 'photography e-books' and up will come dozens of offerings.

Let us know if you find other sources or if you have a recommendation or a comment. The knowledge is all there just waiting for us to devour it.

John Pettett

JEFF CARTER

At our meeting on 18 July, we watched an interesting documentary on the photography of Jeff Carter.

Carter (1928 – 2010) was an Australian photographer, filmmaker and author. He travelled Australia with his camera, photographing and writing about the working lives and conditions of ordinary Australians.

In 2010 the State Library of NSW presented a major retrospective of his work of his work, curated by Sandra Byron. The library acquired all of the works in the exhibition for its permanent collection. The exhibition brochure can be seen here:

https://www2.sl.nsw.gov.au/archive/events/exhibitions/2011/beach_bush_battlers/docs/beach_bush_battlers_guide.pdf

A dedicated website showing many of his images can be found here:

<http://www.jeffcarterarchive.com.au/>



OUTING TO WINDSOR

22 July

Thirteen members met in Windsor on a very cold morning.

Not a cloud in the sky but large crowds were already visiting the Sunday market.

We were very spoiled because Judith Bennett provided us with a printed list of suggestions and an illustrated leaflet showing all landmarks in Windsor.

We split in small groups and here and there we met other travellers.



The historical venues are quite numerous and quite spread, some in the centre of town and others in the middle of horse studs and turf plantations.

Plenty to photograph: reflections in the Hawkesbury, old buildings with worn out steps, lovely gardens, the market, and already some spring flowers.

My last visit to Windsor was also with a club outing and I was happy to see how much care was given to the cemetery of St Matthews Anglican Church. In that visit many tombstones had fallen or being pushed down; this time every tombstone was erect and the letterings were much more legible than they were last time.

We walked several kms and felt quite ready for a hearty lunch at the Macquarie Arms Hotel that had not long ago reached its centenary.

Jacques.



Time saving tips for Light-Room and Photoshop

Light-Room Profiles

In the Development Module, most of us use the default profile 'Adobe Standard' when processing images.



But there are more options and they can instantly give your image a different look and feel. It will often save you many adjustments.

If you click on the four rectangles on the right, another window will open.

See the image below. If you hover the cursor over each, you can see the changes it will make to the image. There were several ready-made profiles for both color and BW to choose from. Select the one you want, click close and you are ready to go. There is also a slider to increase or reduce the effect.

I often select a profile and then click Auto for auto toning and do small adjustments, if necessary. Worth a try!



Photoshop tips

White balance

Open the image in Photoshop. Duplicate the layer (Cmd/Ctrl J).

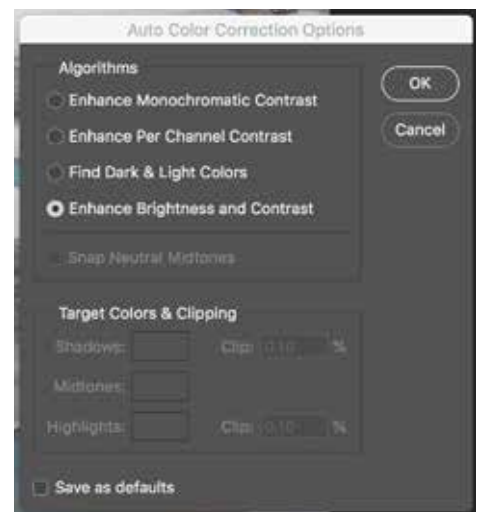
Click Image>Adjustments>Match colour and tick the box next to Neutralise.

And you are done.

Auto toning hidden feature

Click on the curves adjustment layer and then click the Auto option.

Next press Alt and click again on the Auto button. Another window will open.



Click through the various colour correction options. Often you will find that one of the options gets the image very close to the look you want to create. Click OK and continue with further refinements.

Hope these tips can save you some time in your post-processing.

Hemant Kogekar